

Central Oregon Weekly Flu Report

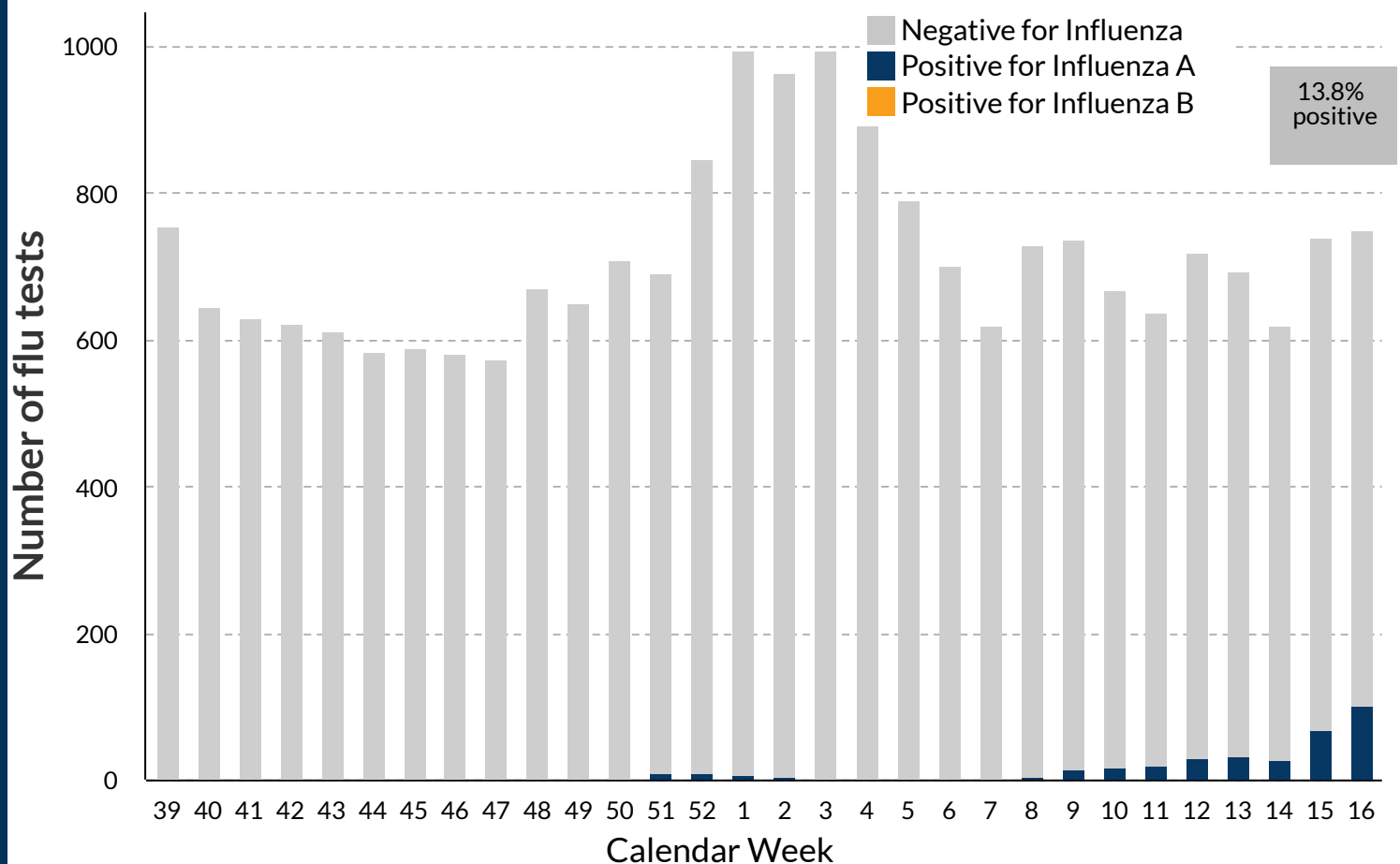
May 2, 2022



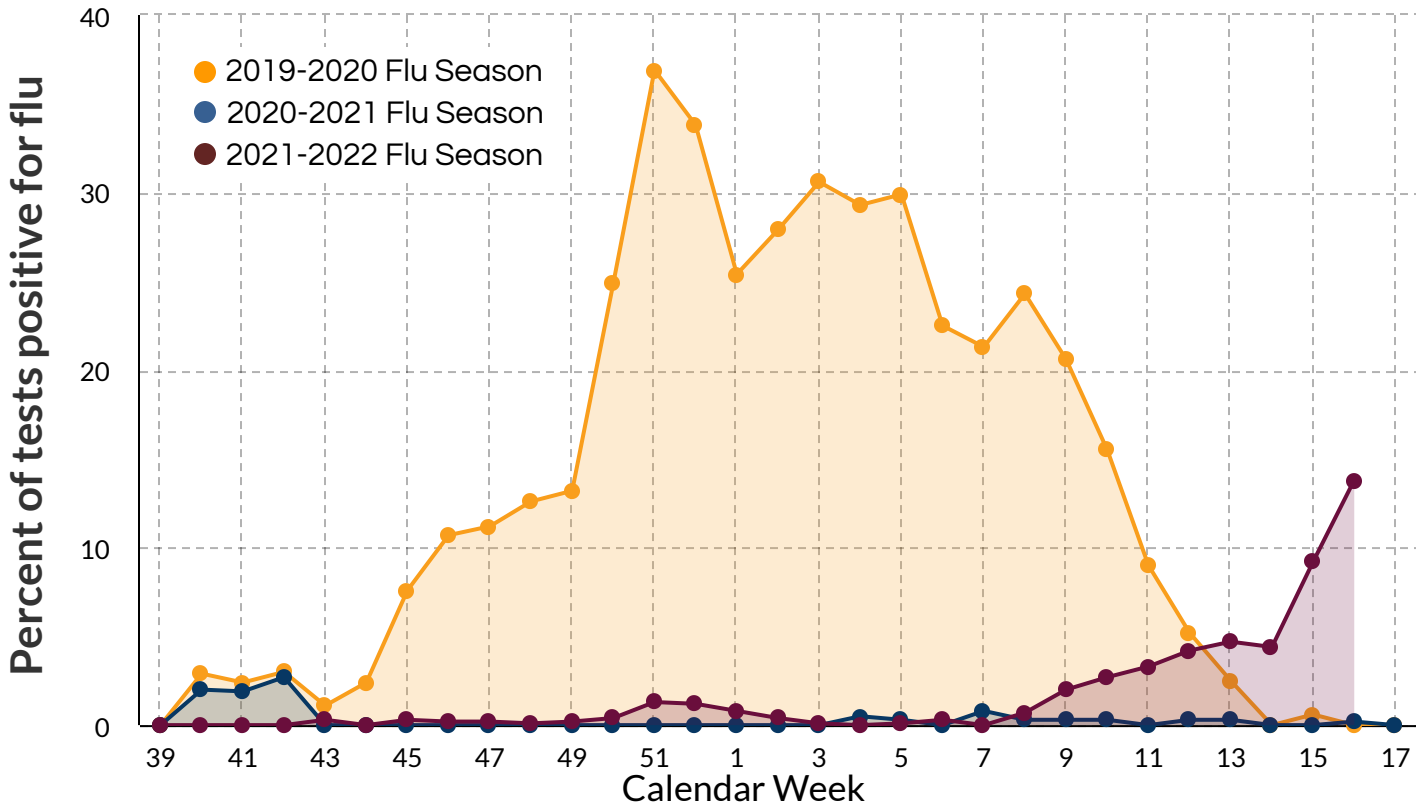
Flu surveillance summary

	4/2-4/9 (Week 14)	4/10-4/16 (Week 15)	Current Week 4/17-4/23 (Week 16)	Cumulative 2021-2022 flu season
Total number of influenza tests from reporting labs	619	739	749	21,436
Number of positive influenza tests (% positive)	27(4.4%)	68(9.2%)	103(13.8%)	367(1.7%)
Number of Type A positive influenza tests (% of all positive tests)	27(100.0%)	68(100.0%)	103(100.0%)	356(97.0%)
Number of Type B positive influenza tests (% of all positive tests)	0(0.0%)	0(0.0%)	0(0.0%)	11(4.2%)

Weekly number of reported flu tests and proportion of positive tests

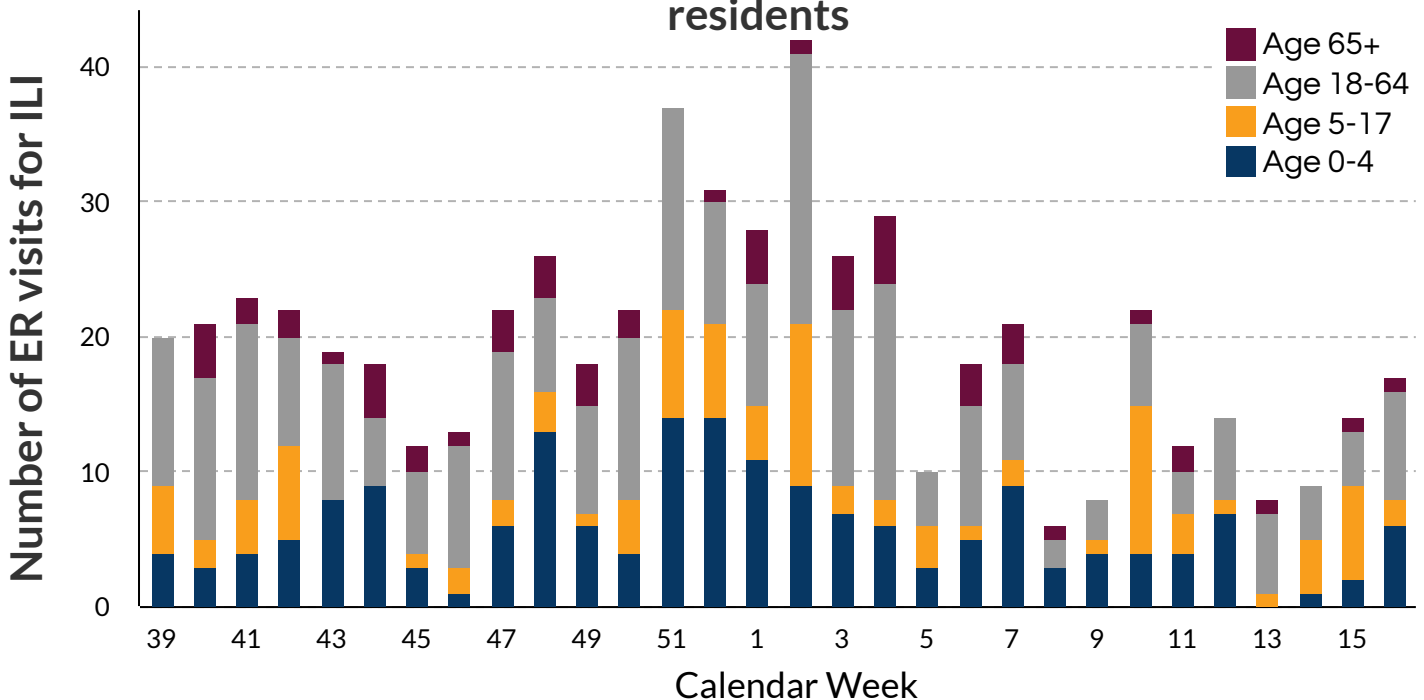


Percent of reported flu tests positive by week, 2019-2022



Note: The 2020-2021 Flu Season contains an extra week 202053 even though week 202053 is not shown in the Horizontal Axis for graphical display compatibility with seasons containing 52 weeks.

Number of ER visits due to influenza-like illness (ILI)* by age group and week among Central Oregon (Crook, Deschutes, and Jefferson County) residents



Number of ILI ER visits by county

	Last week	This week
Crook County residents	1	2
Deschutes County residents	9	9
Jefferson County residents	4	6

*Influenza-like Illness (ILI) is monitored through the ESSENCE syndromic surveillance database. This report includes visits by Crook, Deschutes, and Jefferson County residents to any ER across the state of Oregon.